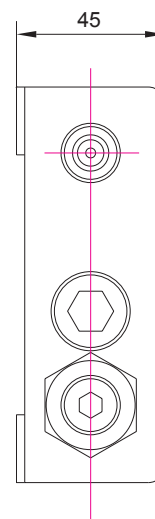
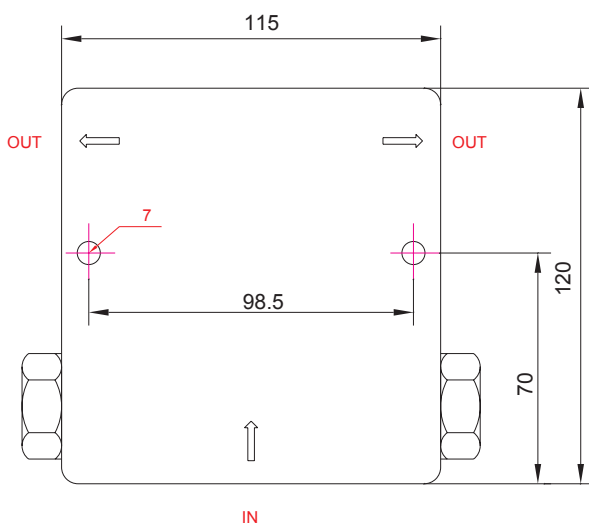
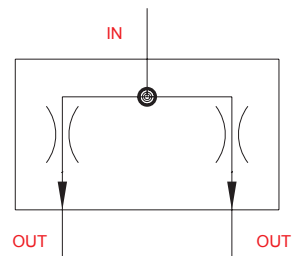


Flow diversion valve R3/8", R1/2", R3/4"

Pressure compensated 3-way valveflow
for precise control and the division flow
and with automatic end position compensator



Model	Threaded coupling	Flow ratio	Flow range l/min	Max. pres. bar.
FD38A	R3/8"	50/50	7-30	210
FD12A	R1/2"	50/50	30-60	210
FD34A	R3/4"	50/20	60-110	210